

**PROTECT YOUR TOOLS.
AND YOUR REPUTATION.**

weather guard[®]



When you work hard to make a name for yourself, make sure it's the WEATHER GUARD[®] name on your truck box.


SADDLE AND LO-SIDE BOXES

Featuring

1KEY *weather guard*
ULTRALOCK[™]

*The next advancement
in truck box security.*

Visit [WEATHERGUARD.COM](https://www.weatherguard.com) for more information



GM8013 ©2023 Werner Co. 11/23

1KEY weather guard ULTRALOCK™

The 1Key Ultralock from Weather Guard® combines top security protection you can see at a glance with one-key coding to code a single key to as many boxes as you need.



ULTRA SECURE

The automotive grade lock-and-latch system guards against theft from picking.



ULTRA VERSATILE

Lets you manage 1 truck box or an entire fleet of truck boxes with a single key. Simply code your truck boxes to fit your needs.




UNLOCKED



LOCKED

ULTRA VISUAL

A bold, red push-button lock lets you know at a glance when your box is locked and when it's not.



1 One-Key Coding
Code multiple boxes on one truck or an entire fleet to work with the same key

2 Top-Security Protection
Automotive-grade lock-and-latching system

3 Red Push Button Lock
See when your box is locked or unlocked for peace of mind

4 Long-haul Durability
ARMOR TUF® powder coat for long-lasting performance and looks

5 Superior Weather Resistance
Precision fit weather stripping for tight seal

6 Enhanced Attachment Points
Wide clearance for straps



Top-Security Protection

Automotive-grade locks and latching



Long-Haul Durability


Heavy-duty materials keep your box going strong for years

ARMOR TUF® coating keeps it looking good for the long haul



Superior Weather Resistance

Precision fit weather-stripping for tight seal



SADDLE SPECIFICATIONS

FULL SIZE		PRODUCT SPECIFICATIONS				
Part No.	Description	Length (in.)	Width (in.)	Height (in.)	Weight (lbs)	Capacity (CuFt)
WIDE SADDLE						
117-0-04	Alum, Clear	72	27.5	18.5	97	15.5
117-5-04	Alum., Gloss Black	72	27.5	18.5	97	15.5
117-52-04	Alum, Textured Matte Black	72	27.5	18.5	97	15.5
117-6-04	Alum, Gunmetal Gray	72	27.5	18.5	97	15.5
116-3-04	Steel, White	72	27.5	18.5	163	15.5
116-5-04	Steel, Gloss Black	72	27.5	18.5	163	15.5
LOW PROFILE SADDLE						
121-0-04	Alum, Clear	72	20	18	76.5	11
121-5-04	Alum, Gloss Black	72	20	18	76.5	11
121-52-04	Alum, Textured Matte Black	72	20	18	76.5	11
121-6-04	Alum, Gunmetal Gray	72	20	18	76.5	11
120-3-04	Steel, White	72	20	18	133	11
120-5-04	Steel, Gloss Black	72	20	18	133	11
DEEP SADDLE						
123-0-04	Alum, Clear	72	20	24	85	15
123-5-04	Alum., Gloss Black	72	20	24	85	15
123-52-04	Alum, Textured Matte Black	72	20	24	85	15
123-6-04	Alum, Gunmetal Gray	72	20	24	85	15
128-3-04	Steel, White	72	20	24	151.5	15
128-5-04	Steel, Gloss Black	72	20	24	151.5	15
STANDARD SADDLE						
127-0-04	Alum, Clear	72	20	18	75	11
127-5-04	Alum., Gloss Black	72	20	18	75	11
127-52-04	Alum, Textured Matte Black	72	20	18	75	11
127-6-04	Alum, Gunmetal Gray	72	20	18	75	11
126-3-04	Steel, White	72	20	18	118	11
126-5-04	Steel, Gloss Black	72	20	18	118	11

COMPACT		PRODUCT SPECIFICATIONS				
Part No.	Description	Length (in.)	Width (in.)	Height (in.)	Weight (lbs)	Capacity (CuFt)
LOW PROFILE SADDLE						
131-0-04	Alum, Clear	62	20	18	67	8.0
131-5-04	Alum, Gloss Black	62	20	18	67	8.0
131-52-04	Alum, Textured Matte Black	62	20	18	67	8.0
131-6-04	Alum, Gunmetal Gray	62	20	18	67	8.0
DEEP SADDLE						
137-0-04	Alum, Clear	62	20	18	71	9.0
137-5-04	Alum, Gloss Black	62	20	18	71	9.0
137-52-04	Alum, Textured Matte Black	62	20	18	71	9.0
137-6-04	Alum, Gunmetal Gray	62	20	18	71	9.0
STANDARD SADDLE						
154-0-04	Alum, Clear	62	20	13	64.5	7.0
154-5-04	Alum, Gloss Black	62	20	13	64.5	7.0
154-52-04	Alum, Textured Matte Black	62	20	13	64.5	7.0
154-6-04	Alum, Gunmetal Gray	62	20	13	64.5	7.0
156-3-04	Steel, White	62	20	13	112	7.0
156-5-04	Steel, Gloss Black	62	20	13	112	7.0

LO-SIDE SPECIFICATIONS

STANDARD PROFILE		PRODUCT SPECIFICATIONS				
Part No.	Description	Length (in.)	Width (in.)	Height (in.)	Weight (lbs)	Capacity (CuFt)
87" LO-SIDE						
164-0-04	Alum, Clear	87	17	13	60.5	7.0
164-5-04	Alum, Gloss Black	87	17	13	60.5	7.0
164-52-04	Alum, Textured Matte Black	87	17	13	60.5	7.0
164-6-04	Alum, Gunmetal Gray	87	17	13	60.5	7.0
165-3-04	Steel, White	87	17	13	109	7.0
165-5-04	Steel, Gloss Black	87	17	13	109	7.0
56" LO-SIDE						
174-0-04	Alum, Clear	56	17	13	44	4.0
174-5-04	Alum, Gloss Black	56	17	13	44	4.0
174-52-04	Alum, Textured Matte Black	56	17	13	44	4.0
174-6-04	Alum, Gunmetal Gray	56	17	13	44	4.0
175-3-04	Steel, White	56	17	13	74.5	4.0
175-5-04	Steel, Gloss Black	56	17	13	74.5	4.0
41" LO-SIDE						
184-0-04	Alum, Clear	41	17	13	37	3.0
184-5-04	Alum, Gloss Black	41	17	13	37	3.0
184-52-04	Alum, Textured Matte Black	41	17	13	37	3.0
184-6-04	Alum, Gunmetal Gray	41	17	13	37	3.0
185-3-04	Steel, White	41	17	13	58.5	3.0
185-5-04	Steel, Gloss Black	41	17	13	58.5	3.0

LOW PROFILE		PRODUCT SPECIFICATIONS				
Part No.	Description	Length (in.)	Width (in.)	Height (in.)	Weight (lbs)	Capacity (CuFt)
56" LO-SIDE						
178-0-04	Alum, Clear	56	17	13	44.5	4.0
178-5-04	Alum, Gloss Black	56	17	13	44.5	4.0
178-52-04	Alum, Textured Matte Black	56	17	13	44.5	4.0
178-6-04	Alum, Gunmetal Gray	56	17	13	44.5	4.0
41" LO-SIDE						
180-0-04	Alum, Clear	41	17	13	35.5	3.0
180-5-04	Alum, Gloss Black	41	17	13	35.5	3.0
180-52-04	Alum, Textured Matte Black	41	17	13	35.5	3.0
180-6-04	Alum, Gunmetal Gray	41	17	13	35.5	3.0

